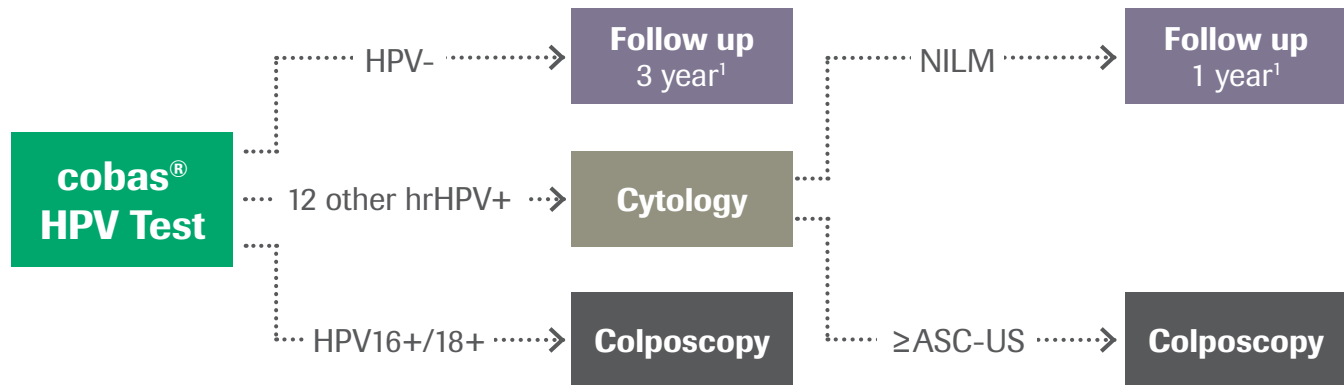


Using the most sensitive test first for specific patient management

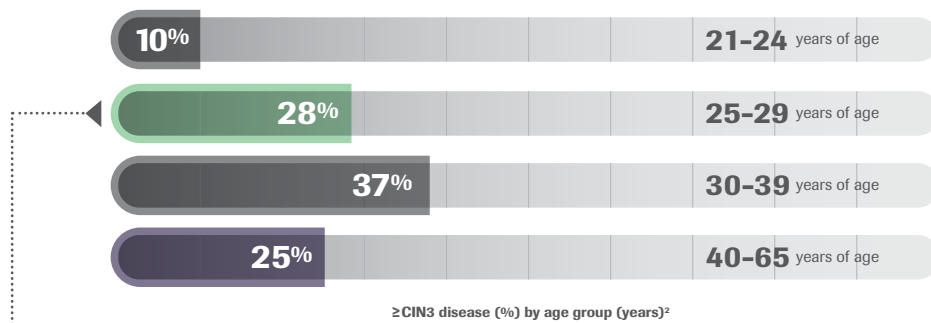


PRIMARY SCREENING

for women 25+ with the cobas[®] HPV Test

Supported by SGO/ASCCP interim guidance, developed with members from ACOG/ACS/ASCP¹

Backed by the 3-year longitudinal data from ATHENA for cervical cancer screening.²



Proportion of women 25 to 29 years of age with ≥CIN3 who had negative cytology (NILM) vs ≥ASC-US²

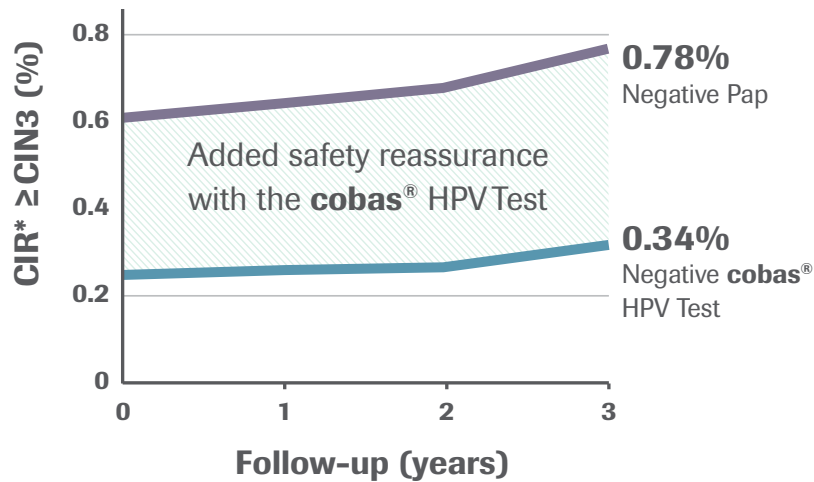
NILM **57.3%** ≥ASC-US **42.7%**

Cytology alone has failed to identify a significant portion of high-grade cervical disease in women 25 to 29 years of age.²

In the ATHENA study, more high-grade disease was found in the 6,654 women 25 to 29 years of age than in the 22,030 women 40 years and older.²

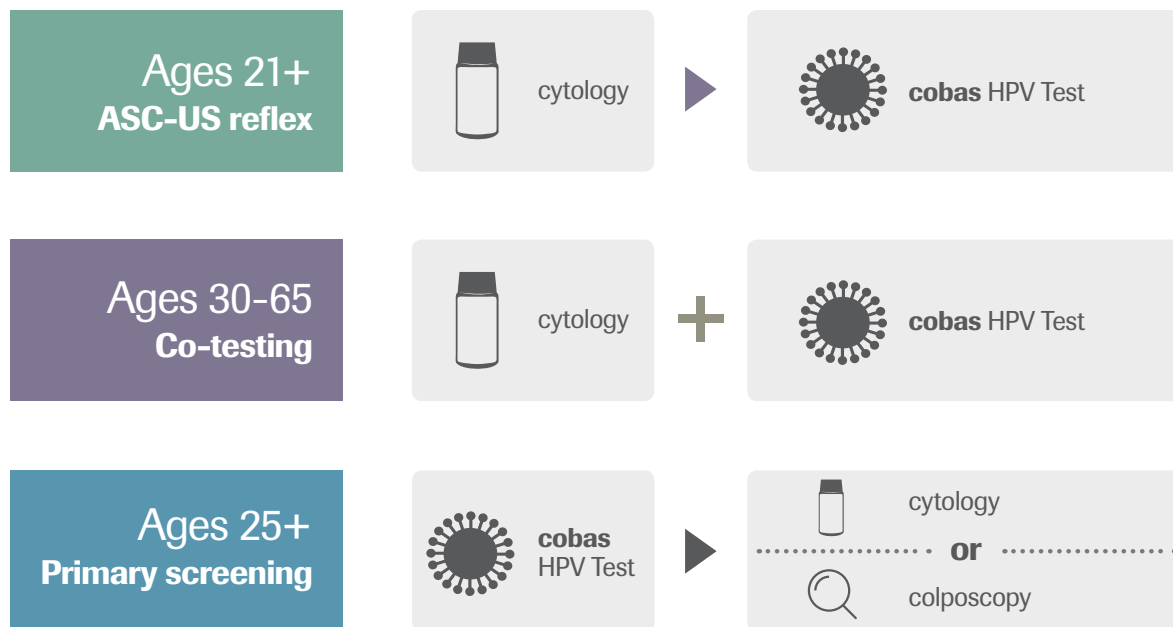


Twice the safety reassurance



In the largest U.S. prospective registrational clinical study of its kind, a negative **cobas**® HPV Test provided twice the safety reassurance of a negative PAP test.²

More options means protection for more women



For additional information, visit www.hpv16and18.com.

References:

1. Huh WK, Ault KA, Chelmow D, et al. Use of primary high-risk human papillomavirus testing for cervical cancer screening: Interim clinical guidance. *Gynecologic Oncology*. 2015;136(2): 178-182. 2. **cobas**® HPV Test [package insert]. Indianapolis, IN: Roche Diagnostics; 2014.

ACOG, American Congress of Obstetricians and Gynecologists; ACS, American Cancer Society; ASCCP American Society for Colposcopy and Cervical Pathology; ASCP American Society for Clinical Pathology; SGO, Society of Gynecologic Oncology; USPSTF, US Preventive Services Task Force.

COBAS and LIFE NEEDS ANSWERS are trademarks of Roche. ©2015 Roche 472-61559-0915



www.colediagnosics.com